Gift

Difficulty :

Pieces : ~41

Age : +4

Duration : ~15 min



1

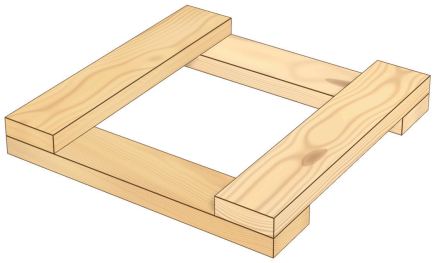

Lay 2 planks flat, parallel, then two more on top at right angles, at each end. Seen from above, it forms a perfect square!

2

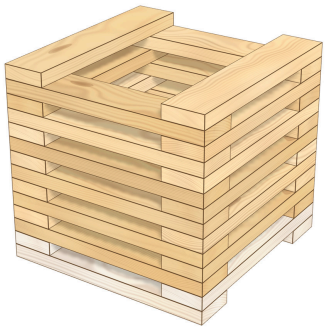

Carry on with 12 more layers, still alternating the planks on each side. This forms the body of your gift, 14 layers high in all.

3



Close the top with 5 planks laid flat, pressed against each other, like a roof.

4



In the middle of each of the 4 sides, stand a plank upright against the box. It comes exactly level with the top: this is the ribbon.

BRAVO!

5



To make the bow, lay 2 planks in a cross, continuing on from the ribbon, then 2 more on top at an angle. Your gift is ready to give!

KAPLEA
BUILDING IMAGINATION