Scales (2D)

Difficulty :



Pieces : ~20

Age : +3

Duration : ~5 min



1



Lay 2 planks flat, end to end, neatly aligned. This is the base, the wide foot that stops the scales from tipping over.

2

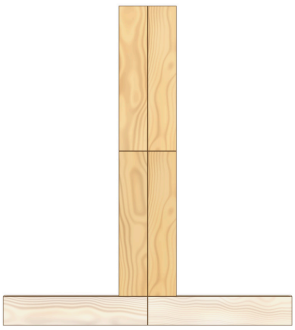

In the middle of the base, stand up 4 planks in two columns pressed together, rising up your drawing. This is the stand of the scales.

3

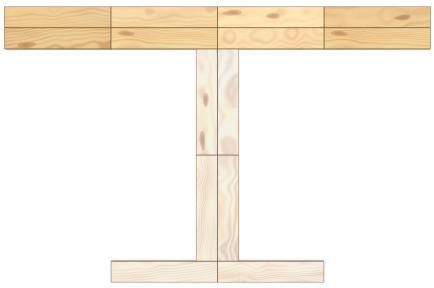

At the top of the stand, lay 2 rows of 4 planks end to end. This is the beam, the big bar that carries the 2 pans.

4

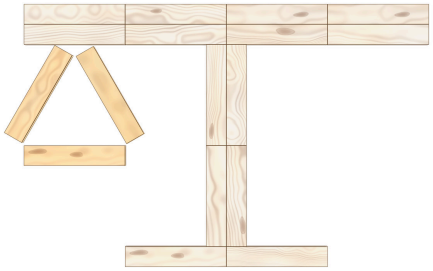

Under one end of the beam, draw a triangle: 2 sloping planks meeting at the top, and one flat plank underneath. This is the pan, where you put whatever you are weighing.



5

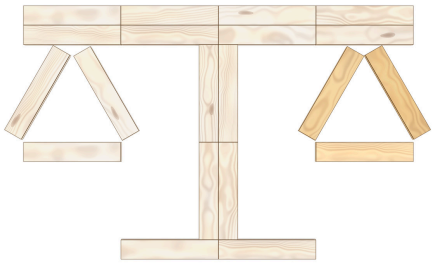

Make the same triangle under the other end of the beam. Both sides match: your scales are balanced!

BRAVO!

KAPLEA
BUILDING IMAGINATION